



DAMPER ACTUATORS, 2-, 3-POINT CONTROL (8, 16, 24 Nm)

DAS, DA, DAL

FUNCTION

2- and 3-point damper control.

APPLICATIONS

Well-suited for applications with dampers (2, 4, 6 m²) in ventilation and air handling units.

CHARACTERISTICS

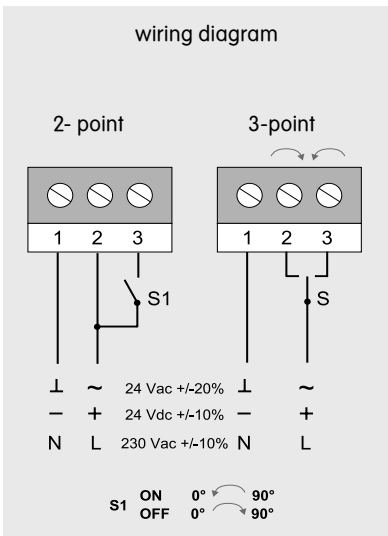
- universal adapter for easy mounting
- shaft dimensions Ø 10...20 mm / 10...16 mm square
- minimum shaft length 50 mm
- anti-rotation bracket
- manual override with push-button
- direction of rotation selectable
- angle of rotation adjustable
- parallel connection up to 10 actuators
- 2 auxiliary microswitches SPDT when requested
- power saving at end stops

TYPE	POWER SUPPLY	TORQUE
DAS24	24 Vac/dc	8 Nm
DAS24S	24 Vac/dc	8 Nm
DAS230	230 Vac	8 Nm
DAS230S	230 Vac	8 Nm
DA24	24 Vac/dc	16 Nm
DA24S	24 Vac/dc	16 Nm
DA230	230 Vac	16 Nm
DA230S	230 Vac	16 Nm
DAL24	24 Vac/dc	24 Nm
DAL24S	24 Vac/dc	24 Nm
DAL230	230 Vac	24 Nm
DAL230S	230 Vac	24 Nm

S models with 2 auxiliary switches

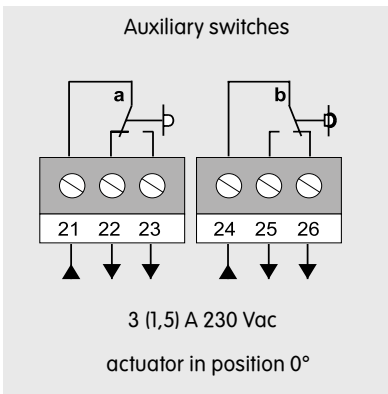
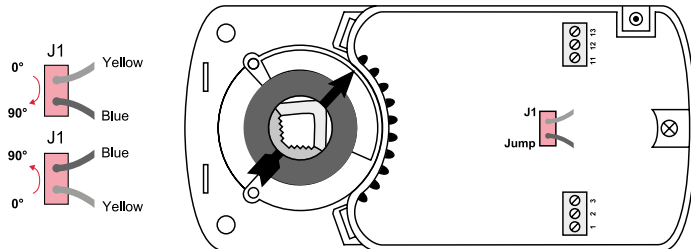
Actuator		DAS24	DA24	DAL24	DAS230	DA230	DAL230
Damper area (*)	m ²	2	4	6	2	4	6
Torque	Nm	8	16	24	8	16	24
Stroke time	s	30	80	125	30	80	125
Power supply		24 Vac/dc	24 Vac/dc	24 Vac/dc	230 Vac	230 Vac	230 Vac
Frequency	Hz	50...60	50...60	50...60	50...60	50...60	50...60
Power consumption							
- operating	W	3.9	3.9	3.9	4.8	4.8	4.8
- at end stops	W	0.4	0.4	0.4	1.2	1.2	1.2
For wire sizing	VA	6.5	6.5	6.5	6.5	6.5	6.5
Weight	g	1200	1200	1200	1200	1200	1200
Signal control		2-, 3-point	2-, 3-point	2-, 3-point	2-, 3-point	2-, 3-point	2-, 3-point
Aux. switches rating		3(1.5) A 230 Vac					
Rotation angle		90° (93° mechanical)					
- operating		5...85° in 5° steps					
- limitation							
Protection class		II	II	II	II	II	II
Degree of protection		IP44 or IP54 with cable glands					
Room temperature		-20 ... +50°C	-20 ... +50°C	-20 ... +50°C	-20 ... +50°C	-20 ... +50°C	-20 ... +50°C
Room humidity		5...95% r.h.	5...95% r.h.	5...95% r.h.	5...95% r.h.	5...95% r.h.	5...95% r.h.
Noise level		max 45 dB					
Standards		CE	CE	CE	CE	CE	CE

(*) the indication of the damper area is not significant, the data that must be taken into account is the value of the torque in Nm.



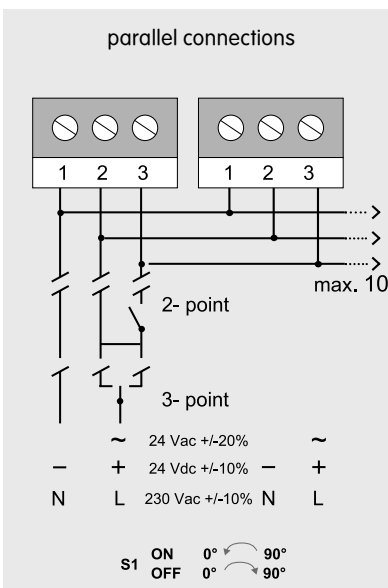
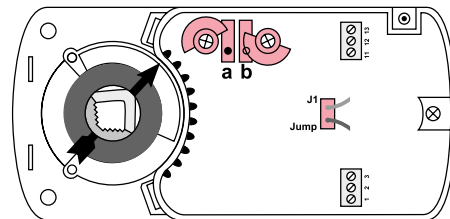
Direction of rotation setting

The direction of rotation can be changed by reversing Jumper J1.

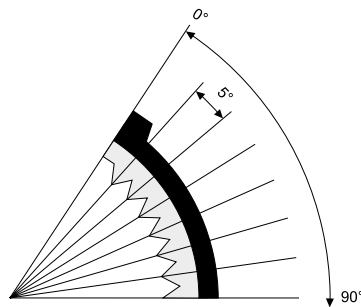


Auxiliary switches setting


Factory setting:
 switch a at 10°
 switch b at 80°
 The switching position can be changed manually.



Limitation of rotation angle



Adapter release



DAMPER ACTUATORS, 2-, 3-POINT CONTROL (8, 16, 24 Nm)

DAS, DA, DAL

DIMENSIONS (mm)

